

66. European Championship - Balkline 47/2

MP - Points - Av. - Best Game - HR

2015 Brandenburg (DE) 27.-29.04.2015

1.	Xavier Gretillat (CH)	10:0	1150/22	52,27	125,00	195
2.	Thomas Nockemann (DE)	6:4	881/15	58,73	250,00	250
3.	Patrick Niessen (BE)	6:2	836/16	52,25	83,33	143
	Eddy Leppens (BE)	5:3	895/10	89,50	100,00	242
5.	Marek Faus (CZ)	4:2	400/5	80,00	100,00	200
6.	Michel van Silfhout (NL)	4:2	432/10	43,20	100,00	175
7.	Nikolaos Gerassimopoulos (GR)	4:2	524/15	34,93	66,66	156
8.	Sven Daske (DE)	4:2	594/24	24,75	66,66	196
9.	Willy Gerimont (FR)	2:2	352/6	58,66	200,00	200
10.	Raymund Swertz (NL)	2:2	400/8	50,00	66,66	189
11.	Micha van Bochem (NL)	2:2	275/8	34,37	33,33	83
12.	Arnim Kahofer (AT)	2:2	390/14	27,85	50,00	161
13.	Gerold Cerovsek (AT)	2:2	388/14	27,71	20,00	137
14.	Gert Jan Veldhuizen (NL)	2:2	241/12	20,08	22,22	107
15.	Olivier Careaux (FR)	2:2	358/21	17,04	20,00	90
16.	Brahim Djoubri (FR)	2:2	244/16	15,25	18,18	113
17.	Carlos Tuset (ES)	2:2	243/12	20,25	20,00	107
18.	Patrick Dupont (FR)	1:3	202/7	28,85	40,00	165
19.	Jean Francois Florent (FR)	0:4	153/8	19,12	---	64
20.	Arnd Riedel (DE)	0:4	333/18	18,50	---	56
21.	Raul Cuenca (ES)	0:4	40/3	13,33	---	39
22.	Janis Ziogas (CZ)	0:4	173/13	13,30	---	60
23.	Jan Frieda (CZ)	0:4	152/14	10,85	---	80
24.	Balazs Leb (HU)	0:4	70/13	5,38	---	14

250 points, 200 points in group matches.

Eight groups of 3 players. Quarterfinals, semifinals, final.

Tournament average: 21,70 (9726/448)



Details

Group A

		MP	Pts	In	AV	HR
Eddy Leppens	BE	2	200	2	100,00	199
Patrick Dupont	FR	0	2	2	1,00	2
Raymund Swertz	NL	1	200	5	40,00	102
Patrick Dupont	FR	1	200	5	40,00	165
Raymund Swertz	NL	1	200	3	66,66	189
Eddy Leppens	BE	1	200	3	66,66	129

Group A

1. Eddy Leppens (BE)	3:1	400/5	80,00	100,00	199
2. Raymund Swertz (NL)	2:2	400/8	50,00	66,66	189
3. Patrick Dupont (FR)	1:3	202/7	28,85	40,00	165

Average group A: 50,10 (1002/20)


Group B

		MP	Pts	In	AV	HR
Arnd Riedel	DE	0	171	9	19,00	56
Gert Jan Veldhuizen	NL	2	200	9	22,22	107
Nikolaos Gerassimopoulos	GR	2	200	9	22,22	91
Arnd Riedel	DE	0	162	9	18,00	44
Nikolaos Gerassimopoulos	GR	2	200	3	66,66	156
Gert Jan Veldhuizen	NL	0	41	3	13,66	29

Group B

1. Nikolaos Gerassimopoulos (GR)	4:0	400/12	33,33	66,66	156
2. Gert Jan Veldhuizen (NL)	2:2	241/12	20,08	22,22	107
3. Arnd Riedel (DE)	0:4	333/18	18,50	---	56

Average group B: 23,19 (974/42)



Group C

		MP	Pts	In	AV	HR
Olivier Careaux	FR	2	200	10	20,00	90
Janis Ziogas	CZ	0	80	10	8,00	26
Sven Daske	DE	2	200	3	66,66	196
Janis Ziogas	CZ	0	93	3	31,00	60
Sven Daske	DE	2	200	11	18,18	62
Olivier Careaux	FR	0	158	11	14,36	63

Group C

1. Sven Daske (DE)	4:0	400/14	28,57	66,66	196
2. Olivier Careaux (FR)	2:2	358/21	17,04	20,00	90
3. Janis Ziogas (CZ)	0:4	173/13	13,30	---	60

Average group C: 19,39 (931/48)


Group D

		MP	Pts	In	AV	HR
Jean Francois Florent	FR	0	98	6	16,33	64
Micha van Bochem	NL	2	200	6	33,33	83
Marek Faus	CZ	2	200	2	100,00	200
Jean Francois Florent	FR	0	55	2	27,50	32
Marek Faus	CZ	2	200	2	100,00	196
Micha van Bochem	NL	0	75	2	37,50	74

Group D

1. Marek Faus (CZ)	4:0	400/4	100,00	100,00	200
2. Micha van Bochem (NL)	2:2	275/8	34,37	33,33	83
3. Jean Francois Florent (FR)	0:4	153/8	19,12	---	64

Average group D: 41,40 (828/20)



Group E

		MP	Pts	In	AV	HR
Gerold Cerovsek	AT	2	200	10	20,00	98
Balazs Leb	HU	0	53	10	5,30	12
Xavier Gretillat	CH	2	200	3	66,66	195
Balazs Leb	HU	0	17	3	5,66	14
Xavier Gretillat	CH	2	200	4	50,00	113
Gerold Cerovsek	AT	0	188	4	47,00	137

Group E

1. Xavier Gretillat (CH)	4:0	400/7	57,14	66,66	195
2. Gerold Cerovsek (AT)	2:2	388/14	27,71	20,00	137
3. Balazs Leb (HU)	0:4	70/13	5,38	---	14

Average group E: 25,23 (858/34)



Group F

		MP	Pts	In	AV	HR
Raul Cuenca	ES	0	0	1	0,00	0
Willy Gerimont	FR	2	200	1	200,00	200
Michel van Silfhout	NL	2	200	2	100,00	175
Raul Cuenca	ES	0	40	2	20,00	39
Michel van Silfhout	NL	2	200	5	40,00	130
Willy Gerimont	FR	0	152	5	30,40	105

Group F

1. Michel van Silfhout (NL)	4:0	400/7	57,14	100,00	175
2. Willy Gerimont (FR)	2:2	352/6	58,66	200,00	200
3. Raul Cuenca (ES)	0:4	40/3	13,33	---	39

Average group F: 49,50 (792/16)

Group G

		MP	Pts	In	AV	HR
Brahim Djoubri	FR	2	200	11	18,18	113
Jan Frieda	CZ	0	130	11	11,81	80
Patrick Niessen	BE	2	200	3	66,66	118
Jan Frieda	CZ	0	22	3	7,33	16
Patrick Niessen	BE	2	200	5	40,00	96
Brahim Djoubri	FR	0	44	5	8,80	24

Group G

1. Patrick Niessen (BE)	4:0	400/8	50,00	66,66	118
2. Brahim Djoubri (FR)	2:2	244/16	15,25	18,18	113
3. Jan Frieda (CZ)	0:4	152/14	10,85	---	80

Average group G: 20,94 (796/38)


Group H

		MP	Pts	In	AV	HR
Arnim Kahofer	AT	0	190	10	19,00	146
Carlos Tuset	ES	2	200	10	20,00	107
Thomas Nockemann	DE	0	158	4	39,50	137
Arnim Kahofer	AT	2	200	4	50,00	161
Thomas Nockemann	DE	2	200	2	100,00	140
Carlos Tuset	ES	0	43	2	21,50	40

Group H

1. Thomas Nockemann (DE)	2:2	358/6	59,66	100,00	140
2. Arnim Kahofer (AT)	2:2	390/14	27,85	50,00	161
3. Carlos Tuset (ES)	2:2	243/12	20,25	20,00	107

Average group H: 30,96 (991/32)



Quarterfinals

		MP	Pts	In	AV	HR
Marek Faus	CZ	0	0	1	0,00	0
Thomas Nockemann	DE	2	250	1	250,00	250
Eddy Leppens	BE	2	250	3	83,33	241
Michel van Silfhout	NL	0	32	3	10,66	32
Patrick Niessen	BE	2	250	3	83,33	143
Nikolaos Gerassimopoulos	GR	0	124	3	41,33	113
Sven Daske	DE	0	194	10	19,40	117
Xavier Gretillat	CH	2	250	10	25,00	121

Semifinals

		MP	Pts	In	AV	HR
Xavier Gretillat	CH	2	250	2	125,00	134
Eddy Leppens	BE	0	245	2	122,50	242
Thomas Nockemann	DE	2	250	5	50,00	209
Patrick Niessen	BE	0	186	5	37,20	96

Final

		MP	Pts	In	AV	HR
Thomas Nockemann	DE	0	23	3	7,66	22
Xavier Gretillat	CH	2	250	3	83,33	177



© Copyright by Dieter Haase
info@ihtob.de

