

59. European Championship - Balkline 47/2

MP - Points - Av. - Best Game - HR

2004 Mataro (ES) 27.07.-01.08.2004

1. Arnim Kahofer (AT)	7:3	1347/20	67,35	150,00	294
2. Xavier Gretillat (CH)	6:4	1139/23	49,52	150,00	195
3. Louis Edelin (FR)	6:2	902/9	100,22	300,00	300
Michel van Silfhout (NL)	4:4	1054/18	58,55	75,00	183
5. Thomas Nockemann (DE)	4:2	665/20	33,25	50,00	208
6. Laurent Guenet (FR)	2:4	488/5	97,60	300,00	300
7. Ludger Havlik (DE)	1:5	304/7	43,42	60,00	184
8. Sven Daske (DE)	0:6	182/22	8,27	---	35

300 points. Two groups of 4 players. Semifinals, final.
Tournament average: 49,04 (6081/124)




LIX CAMPEONATO DE EUROPA DE BILLAR AL CUADRO 47/2


ORGANIZADORES



COLABORADORES



www.clubbillarmataro.com



HORARIOS

Martes:
10, 12, 15, 17, 19,
21 h.

Miércoles:
10, 12, 15, 17, 19,
21 h.

Jueves:
10, 12, 15, 17, 19,
21 h.


Viernes: 10 h.

Ceremonia apertura
10:45, 12:30, 15,
17, 19, 21 h.

Sábado:
12, 16, 19 h.

Domingo:
Semi final 11 h.

Final 16 h.



PATROCINADORES



Mataró, del 27 de Julio al 1 de Agosto de 2004
(CASAL DE JOVES DE LA PLAÇA D'ESPANYA)

Details

1 seeded player (title holder) and 7 players from qualifications.

Group A

		MP	Pts	In	AV	HR
Xavier Gretillat	CH	2	300	4	75,00	166
Michel van Silfhout	NL	0	154	4	38,50	153
Thomas Nockemann	DE	2	300	10	30,00	98
Sven Daske	DE	0	49	10	4,90	26
Michel van Silfhout	NL	2	300	4	75,00	110
Thomas Nockemann	DE	0	65	4	16,25	59
Xavier Gretillat	CH	2	300	7	42,85	195
Sven Daske	DE	0	84	7	12,00	35
Michel van Silfhout	NL	2	300	5	60,00	183
Sven Daske	DE	0	49	5	9,80	22
Xavier Gretillat	CH	0	113	6	18,83	72
Thomas Nockemann	DE	2	300	6	50,00	208

Group A

1. Michel van Silfhout (NL)	4:2	754/13	58,00	75,00	183
2. Xavier Gretillat (CH)	4:2	713/17	41,94	75,00	195
3. Thomas Nockemann (DE)	4:2	665/20	33,25	50,00	208
4. Sven Daske (DE)	0:6	182/22	8,27	---	35

Average group A: 32,13 (2314/72)




Group B

		MP	Pts	In	AV	HR
Ludger Havlik	DE	0	4	1	4,00	4
Laurent Guenet	FR	2	300	1	300,00	300
Louis Edelin	FR	2	300	4	75,00	150
Arnim Kahofer	AT	0	147	4	36,75	70
Laurent Guenet	FR	0	4	2	2,00	4
Louis Edelin	FR	2	300	2	150,00	258
Ludger Havlik	DE	1	300	5	60,00	184
Arnim Kahofer	AT	1	300	5	60,00	156
Laurent Guenet	FR	0	184	2	92,00	164
Arnim Kahofer	AT	2	300	2	150,00	294
Ludger Havlik	DE	0	0	1	0,00	0
Louis Edelin	FR	2	300	1	300,00	300

Group B

1. Louis Edelin (FR)	6:0	900/7	128,57	300,00	300
2. Arnim Kahofer (AT)	3:3	747/11	67,90	150,00	294
3. Laurent Guenet (FR)	2:4	488/5	97,60	300,00	300
4. Ludger Havlik (DE)	1:5	304/7	43,42	60,00	184

Average group B: 81,30 (2439/30)



Semifinals

		MP	Pts	In	AV	HR
Louis Edelin	FR	0	2	2	1,00	2
Xavier Gretillat	CH	2	300	2	150,00	159
Michel van Silfhout	NL	0	300	5	60,00	159
Arnim Kahofer	AT	2	300	5	60,00	189 ^{*)}

^{*)} Extension: A. Kahofer 30:1 in 1 in

Final

		MP	Pts	In	AV	HR
Arnim Kahofer	AT	2	300	4	75,00	150
Xavier Gretillat	CH	0	126	4	31,50	73



© Copyright by Dieter Haase
info@ihtob.de

