

## 10. European Championship Free Game

MP - Points - Av. - Best Game - HR

### 1958 Berlin (DE) 10.-13.04.1958

1. Joseph Vervest (BE)	14:0	3500/33	106,06	500,00	500
2. Clément van Hassel (BE)	12:2	3015/40	75,37	250,00	489
3. Siegfried Spielmann (DE)	8:6	2032/41	49,56	125,00	480
4. Philippe Beekman (NL)	8:6	2478/91	27,23	125,00	381
5. Jorge Pinto (PT)	6:8	2190/56	39,10	500,00	500
6. Jean Galmiche (FR)	6:8	1985/100	19,85	29,41	225
7. Norbert Witte (DE)	2:12	1966/70	28,08	50,00	182
8. Salvador Orti Vélez (ES)	0:14	1564/67	23,34	---	170
9. Joaquin Domingo (ES)	0:8	664/35	18,97	---	190
10. Klaus Nussberger (CH)	0:8	614/40	15,35	---	175

500 points. Two groups of 5 players.

Final round with 8 qualified players (the first four of each group) in round robin mode. Relevant group matches were carried over to the final round.

Endranking from final round or qualification.


Tournament average (final round): 37,61 (18730 / 498)  
(total): 37,04 (24008 / 648)



# X. BILLARD- EUROPA - MEISTERSCHAFT

FREIE PARTIE


STABREIT



# BERLIN

10. - 13. APRIL

1 9 5 8



SPORTHALLE SCHÖNEBERG

## Details


First European Championship of the newly founded Confédération Européenne de Billard (CEB), which was responsible for all European Championships from this point onwards.

### Group A:

1. Joseph Vervest (BE)	8:0	2000/12	166,66	500,00	500
2. Siegfried Spielmann (DE)	6:2	1514/22	68,81	100,00	416
3. Jorge Pinto (PT)	4:4	1511/35	43,17	55,55	486
4. Salvador Orti Vélez (ES)	2:6	959/35	27,40	41,66	250
5. Klaus Nussberger (CH)	0:8	614/40	15,35	---	175

Tournament average group A: 45,81 (6598 / 144)

	Vervest		Spielmann		Pinto		Orti Velez		Nussberger		MP	Pts.	In.	Av.	BG	HR	Pl.
<b>Vervest</b> Joseph BE			500	1	500	3	500	6	500	2							
		<b>2</b>		<b>2</b>		<b>2</b>		<b>2</b>		<b>8</b>	2000	12	<b>166,66</b>	<b>500,00</b>	<b>500</b>	<b>1</b>	
	500,00	500	166,66	214	83,33	446	250,00	498									
<b>Spielmann</b> Siegfried DE	14	1			500	5	500	8	500	8							
	<b>0</b>					<b>2</b>		<b>2</b>		<b>6</b>	1514	22	68,81	100,00	416	<b>2</b>	
	14,00	14			100,00	290	62,50	416	62,50	297							
<b>Pinto</b> Jorge PT	497	3	14	5			500	9	500	18							
	<b>0</b>		<b>0</b>					<b>2</b>		<b>4</b>	1511	35	43,17	55,55	486	<b>3</b>	
	165,66	486	2,80	14			55,55	255	27,77	214							
<b>Orti Velez</b> Salvador ES	49	6	66	8	344	9			500	12							
	<b>0</b>		<b>0</b>		<b>0</b>					<b>2</b>	959	35	27,40	41,66	250	<b>4</b>	
	8,16	23	8,25	31	38,22	126			41,66	250							
<b>Nussberger</b> Klaus CH	44	2	42	8	474	18	54	12									
	<b>0</b>		<b>0</b>		<b>0</b>		<b>0</b>			<b>0</b>	614	40	15,35			175	<b>5</b>
	22,00	41	5,25	35	26,33	175	4,50	17									




## Group B:

1. Clément van Hassel (BE)	8:0	2000/25	80,00	125,00	446
2. Jean Galmiche (FR)	6:2	1772/71	24,95	33,33	229
3. Philippe Beekman (NL)	4:4	1459/61	23,91	50,00	446
4. Norbert Witte (DE)	2:6	1382/46	30,04	83,33	317
5. Joaquin Domingo (ES)	0:8	664/35	18,97	---	190

Tournament average group B: 30,57 (7277 / 238)

	Van Hassel	Galmiche	Beekman	Witte	Domingo	MP	Pts.	In.	Av.	BG	HR	Pl.
<b>Van Hassel</b>		500 9	500 6	500 6	500 4							
Clement BE		<b>2</b> 55,55 378	<b>2</b> 83,33 398	<b>2</b> 83,33 203	<b>2</b> 125,00 446	<b>8</b>	2000	25	<b>80,00</b>	<b>125,00</b>	<b>446</b>	<b>1</b>
<b>Galmiche</b>	272 9		500 29	500 18	500 15							
Jean FR	<b>0</b> 30,22 145		<b>2</b> 17,24 151	<b>2</b> 27,77 203	<b>2</b> 33,33 229	<b>6</b>	1772	71	24,95	33,33	229	<b>2</b>
<b>Beekman</b>	260 6	199 29		500 16	500 10							
Philippe NL	<b>0</b> 43,33 213	<b>0</b> 6,86 81		<b>2</b> 31,25 144	<b>2</b> 50,00 446	<b>4</b>	1459	61	23,91	50,00	<b>446</b>	<b>3</b>
<b>Witte</b>	182 6	330 18	370 16		500 6							
Norbert DE	<b>0</b> 30,33 182	<b>0</b> 18,33 138	<b>0</b> 23,12 181		<b>2</b> 83,33 317	<b>2</b>	1382	46	30,04	83,33	317	<b>4</b>
<b>Domingo</b>	26 4	413 15	103 10	122 6								
Joaquin ES	<b>0</b> 6,50 12	<b>0</b> 27,53 190	<b>0</b> 10,30 36	<b>0</b> 20,33 66		<b>0</b>	664	35	18,97		190	<b>5</b>



## Final round

	Vervest	Van Hassel	Spielmann	Beekman	Pinto	Galmiche	Witte	Orti Velez	MP	Pts.	In.	Av.	BG	HR	Pl.
<b>Vervest</b> Joseph BE		500 8 2	500 1 2	500 3 2	500 3 2	500 10 2	500 2 2	500 6 2	<b>14</b>	3500	33	<b>106,06</b>	<b>500,00</b>	<b>500</b>	<b>1</b>
<b>Van Hassel</b> Clement BE	15 8 0		500 2 2	500 6 2	500 3 2	500 9 2	500 6 2	500 6 2	<b>12</b>	3015	40	75,37	250,00	489	<b>2</b>
<b>Spielmann</b> Siegfried DE	14 1 0	15 2 0		3 4 0	500 5 2	500 4 2	500 17 2	500 8 2	<b>8</b>	2032	41	49,56	125,00	480	<b>3</b>
<b>Beekman</b> Philippe NL	19 3 0	260 6 0	500 4 2		500 22 2	199 29 0	500 16 2	500 11 2	<b>8</b>	2478	91	27,23	125,00	381	<b>4</b>
<b>Pinto</b> Jorge PT	497 3 0	54 3 0	14 5 0	125 22 0		500 13 2	500 1 2	500 9 2	<b>6</b>	2190	56	39,10	<b>500,00</b>	<b>500</b>	<b>5</b>
<b>Galmiche</b> Jean FR	36 10 0	272 9 0	11 4 0	500 29 2	166 13 0		500 18 2	500 17 2	<b>6</b>	1985	100	19,85	29,41	225	<b>6</b>
<b>Witte</b> Norbert DE	7 2 0	182 6 0	463 17 0	370 16 0	114 1 0	330 18 0		500 10 2	<b>2</b>	1966	70	28,08	50,00	182	<b>7</b>
<b>Orti Velez</b> Salvador ES	49 6 0	406 6 0	66 8 0	319 11 0	344 9 0	130 17 0	250 10 0		<b>0</b>	1564	67	23,34		170	<b>8</b>



© Copyright by Dieter Haase  
info@ihtob.de

