

CEB Grand Prix - Three Cushion

(Played from 1987 - 1994 as CEB-Grand-Prix, from 1994 till 1997 in cooperation with the UMB as World Cup / CEB-Grand-Prix, and from 2002 till 2003 in cooperation with the BWA)

The Champions




D. Müller (DE)
1987



H.-J. Kühl (DE)
1987



R. Ceulemans (BE)
1987, 1988



L. Blomdahl (SE)
1989, 1993



J. Theriaga (PT)
1989, 1994(2x), 1996




T. Blomdahl (SE)
1989(2x), 1990, 1991(2x),
1993, 2003



D. Jaspers (NL)
1991




M. Aguirre (DE)
1991




T. Carlsen (DK)
1992, 1993



K. Lieberkind (DK)
1992




R. Burgman (NL)
1992




R. van Bracht (NL)
1993(2x), 1995




K. Ceulemans (BE)
1994




A. Efler (CH)
1995



D. Sanchez (ES)
1995(2x)



H. Laursen (DK)
1995




D. Nelin (DK)
1996, 1997




L. Dielis (BE)
1996



F. Forton (BE)
1996




C. Rudolph (DE)
1997(2x)




Y. Özcan (TR)
1997



E. Merckx (BE)
1997



F. Caudron (BE)
2002



M. Zanetti (IT)
2002

CEB Grand Prix - Three Cushion

Results of the main tournaments

Matchpoints, Setpoints, Points/Innings, General Average, Best Game, Best Set, High Run

Hundige / Copenhagen (DK) (15.-18.1.1987)

Sets à 15 Pts.

1. Dieter Müller (DE)	12:0	18:4	306/?	?	?	?	10
2. Kurt Thögersen (DK)	6:6	12:11	272/?	?	?	?	?
3. Torbjörn Blomdahl (SE)	8:2	12:5	233/?	?	?	?	?
Ludo Dielis (BE)	6:4	11:9	258/?	?	?	?	?

Landau (DE) (21.-25.1.1987)

Sets à 15 Pts.

1. Hans-Jürgen Kühl (DE)	10:2	15:8	294/268	1,097	1,250	2,142	10
2. Dieter Müller (DE)	8:4	14:9	285/272	1,047	1,268	2,142	6
3. Raymond Ceulemans (BE)	10:2	16:7	312/191	1,633	2,269	3,750	10

Malmö (SE) (19.-22.2.1987)

Sets à 15 Pts.

1. Raymond Ceulemans (BE)	8:0	12:3	206/?	?	?	7,500	11
2. Dieter Müller (DE)	6:2	10:4	175/?	?	?	?	?
3. Jorge Theriaga (PT)	6:2	9:7	208/?	?	?	?	?

Aalborg (DK) (7.-10.1.1988)

Sets à 15 Pts.

1. Raymond Ceulemans (BE)	10:2	16:7	328/214	1,532	1,800	7,500	?
2. Ludo Dielis (BE)	8:4	16:8	329/217	1,516	2,368	3,000	?
3. Rini van Bracht (NL)	8:4	13:10	278/247	1,125	1,363	3,750	?

Vejle (DK) (6.-8.1.1989)

Sets à 15 Pts.

1. Lennart Blomdahl (SE)	10:0	14:6	257/228	1,127	1,636	2,500	?
2. Torbjörn Blomdahl (SE)	8:2	13:3	222/173	1,283	1,800	5,000	10
3. Raymond Steylaerts (BE)	8:2	12:9	275/289	0,951	1,112	1,666	?

Wien (AT) (3.-5.2.1989)

Sets à 15 Pts.

1. Jorge Theriaga (PT)	10:2	17:10	347/344	1,008	1,208	3,000	8
2. Karsten Lieberkind (DK)	10:2	16:7	317/321	0,987	1,357	2,142	7
3. Günter Siebert (DE)	6:6	11:11	257/280	0,917	1,071	2,500	7

Rotterdam (NL) (24.-26.2.1989)

Sets à 15 Pts.

1. Torbjörn Blomdahl (SE)	10:2	17:6	327/200	1,635	1,972	3,000	13
2. Raymond Steylaerts (BE)	8:4	14:10	286/306	0,934	1,250	?	11
3. Louis Havermans (NL)	8:4	14:10	299/304	0,983	1,352	?	9

Aarhus (DK) (3.-5.3.1989)

Sets à 15 Pts.

1. Torbjörn Blomdahl (SE)	10:0	14:3	234/188	1,244	1,956	3,000	9
2. Raymond Ceulemans (BE)	8:2	11:6	229/178	1,286	1,617	3,750	10
3. Dieter Müller (DE)	8:2	12:6	234/176	1,329	1,966	3,000	8

Taastrup (DK) (4.-7.1.1990)

Sets à 15 Pts.

1. Torbjörn Blomdahl (SE)	10:0	14:1	223/147	1,517	2,416	7,500	14
2. John Korte (DK)	8:2	11:7	216/225	0,960	1,302	1,875	7
3. Rini van Bracht (NL)	8:2	11:6	223/187	1,192	1,656	2,500	8

Brøndby (DK) (4.-6.1.1991)

Sets à 15 Pts.

1. Torbjörn Blomdahl (SE)	10:0	11:4	215/122	1,762	2,727	5,000	9
2. Dick Jaspers (NL)	8:2	10:3	171/136	1,257	1,578	2,142	8
3. Hans-Jürgen Kühl (DE)	10:2	11:4	195/172	1,133	1,428	2,142	8

Wijchen (NL) (13.-17.2.1991)

Sets à 15 Pts.

1. Torbjörn Blomdahl (SE)	8:0	12:3	211/116	1,818	2,434	3,750	10
2. Louis Havermans (NL)	6:2	11:7	225/201	1,119	1,347	3,000	8
3. Rini van Bracht (NL)	8:2	11:4	189/122	1,549	2,250	2,500	8

Aalborg (DK) (1.-5.5.1991)

Sets à 15 Pts.

1. Dick Jaspers (NL)	10:0	13:6	252/197	1,279	2,368	?	?
2. Tonny Carlsen (DK)	8:2	12:4	217/185	1,172	2,000	?	?
3. Maximo Aguirre (DE)	8:2	10:6	195/183	1,065	1,152	?	10

Wijchen (NL) (16.-20.10.1991)

Sets à 15 Pts.

1. Maximo Aguirre (DE)	10:2	14:6	257/?	?	?	?	11
2. Tonny Carlsen (DK)	10:2	13:6	250/?	?	?	?	9
3. Raimond Burgman (NL)	8:4	12:8	270/?	?	?	?	11

Taastrup (DK) (9.-12.1.1992)

Sets à 15 Pts.

1. Tonny Carlsen (DK)	10:2	14:6	254/176	1,443	2,307	3,000	11
2. Dick Jaspers (NL)	10:2	12:7	223/164	1,359	1,771	5,000	10
3. Jan Arnouts (NL)	8:4	13:7	258/191	1,350	1,764	5,000	14

Aalborg (DK) (13.-17.5.1992)

Sets à 15 Pts.

1. Karsten Lieberkind (DK)	10:0	13:3	232/184	1,260	1,875	?	?
2. Nobuaki Kobayashi (JP)	8:2	10:3	175/111	1,576	2,142	?	?
3. John Korte (DK)	8:2	10:5	199/160	1,243	1,400	?	?

Praha (CZ) (15.-18.10.1992)

Sets à 15 Pts.

1. Raimond Burgman (NL)	10:2	14:9	293/255	1,149	1,500	7,500	11
2. Francis Connesson (FR)	8:4	13:9	279/256	1,089	1,318	3,000	10
3. Maximo Aguirre (DE)	10:2	14:6	265/233	1,137	1,730	3,000	10

Brøndby (DK) (7.-10.1.1993)

Sets à 15 Pts.

1. Lennart Blomdahl (SE)	12:0	15:3	215/181	1,187	1,666	2,142	6
2. Dick van Uum (NL)	10:2	13:7	267/244	1,094	1,363	2,142	7
3. Michael Nilsson (SE)	10:2	12:7	246/207	1,188	1,400	2,500	7

Erfurt (DE) (24.-28.2.1993)

Sets à 15 Pts.

1. Tonny Carlsen (DK)	12:0	15:3	258/181	1,425	2,142	?	8
2. Andreas Efler (CH)	10:2	12:6	226/202	1,118	1,323	?	10
3. Maximo Aguirre (DE)	10:2	12:5	225/185	1,216	1,428	?	8

Aalborg (DK) (5.-9.5.1993)

Sets à 15 Pts.

1. Torbjörn Blomdahl (SE)	10:0	15:4	272/181	1,502	1,875	7,500	14
2. Dick Jaspers (NL)	8:2	14:5	248/155	1,600	2,500	3,000	9
3. Nobuaki Kobayashi (JP)	6:2	9:5	176/144	1,222	1,451	?	7

Brno (CZ) (13.-17.10.1993)

Sets à 15 Pts.

1. Rini van Bracht (NL)	10:0	15:3	248/178	1,393	1,513	2,500	9
2. Dion Nelin (DK)	8:2	12:8	244/234	1,042	1,255	2,500	10
3. Paul Stroobants (BE)	8:2	12:4	226/196	1,153	1,285	2,142	7

Tours (FR) (17.-19.12.1993)

Sets à 15 Pts.

1. Rini van Bracht (NL)	10:0	15:6	278/245	1,134	1,500	?	10
2. Maximo Aguirre (DE)	8:2	12:5	222/182	1,219	1,607	?	7
3. Christian Rudolph (DE)	8:2	11:6	230/193	1,191	1,875	?	12

Kromericz (CZ) (23.-27.2.1994)

Sets à 15 Pts.

1. Jorge Theriaga (PT)	10:0	15:3	255/182	1,401	1,607	3,000	10
2. Christian Rudolph (DE)	8:2	13:7	260/232	1,120	1,682	2,142	9
3. Brian Knudsen (DK)	8:2	13:6	246/193	1,274	1,423	3,000	9

In cooperation with the UMB, played as „World Cup / CEB-Grand-Prix“

Kairo (EG) (22.-25.9.1994)

Sets à 15 Pts.

1. Koen Ceulemans (BE)	10:0	15:4	266/216	1,231	1,410	3,000	8
2. Daniel Sanchez (ES)	8:2	13:6	249/196	1,270	1,555	2,500	6
3. Christian Rudolph (DE)	8:2	12:9	263/239	1,100	1,311	3,000	10

Dongen (NL) (30.11.-4.12.1994)

Sets à 15 Pts.

1. Jorge Theriaga (PT)	10:0	15:3	258/183	1,409	1,666	3,000	11
2. Rini van Bracht (NL)	8:2	12:8	253/219	1,155	1,300	3,000	9
3. John Tijssens (NL)	8:2	12:8	260/193	1,347	1,666	3,000	8

Vejle (DK) (3.-8.1.1995)

Sets à 15 Pts.

1. Andreas Efler (CH)	10:0	15:4	258/188	1,372	2,045	5,000	13
2. Daniel Sanchez (ES)	8:2	12:7	244/179	1,363	1,956	3,750	9
3. John Tijssens (NL)	8:2	14:6	266/226	1,176	1,956	3,750	8

Athens (GR) (23.-26.2.1995)

Sets à 15 Pts.

1. Daniel Sanchez (ES)	10:0	15:7	300/209	1,435	1,545	?	8
2. Jorge Theriaga (PT)	8:2	14:7	254/210	1,209	1,566	?	10
3. Eddy Merckx (BE)	8:2	13:7	266/189	1,407	2,368	?	10

Mondorf les Bains (LU) (8.-12.3.1995)

Sets à 15 Pts.

1. Rini van Bracht (NL)	10:0	15:6	263/191	1,376	1,785	3,750	10
2. Christian Rudolph (DE)	8:2	14:7	274/181	1,513	2,133	3,000	8
3. Jorge Theriaga (PT)	8:2	13:5	251/188	1,335	1,875	3,750	11

Porto (PT) (12.-16.4.1995)

Sets à 15 Pts.

1. Daniel Sanchez (ES)	10:0	15:2	246/180	1,366	1,875	5,000	14
2. Leon Smolders (BE)	8:2	12:9	264/232	1,137	1,406	7,500	8
3. Eddy Merckx (BE)	8:2	13:8	271/223	1,215	1,625	3,000	7

Hooglede (BE) (24.-28.5.1995)

Sets à 15 Pts.

1. Hans Laursen (DK)	10:0	15:4	257/206	1,247	1,733	2,500	8
2. Rini van Bracht (NL)	8:2	13:8	259/233	1,111	1,216	2,142	8
3. Dion Nelin (DK)	8:2	11:8	225/182	1,236	1,461	2,500	6

Antalya (TR) (29.2.-3.3.1996)

Sets à 15 Pts.

1. Jorge Theriaga (PT)	10:0	15:3	259/196	1,321	2,142	5,000	9
2. Eddy Leppens (BE)	8:2	13:7	261/197	1,324	2,142	2,500	7
3. Daniel Sanchez (ES)	6:2	10:4	183/142	1,288	1,666	3,000	9
Koen Ceulemans (BE)	6:2	9:6	171/144	1,187	1,394	2,142	7

Porto (PT) (4.-7.4.1996)

Sets à 15 Pts.

1. Dion Nelin (DK)	10:0	15:5	280/188	1,489	1,666	3,750	9
2. Jozef Philipoom (BE)	8:2	14:8	268/210	1,276	1,578	3,750	9
3. Daniel Sanchez (ES)	6:2	11:5	212/163	1,300	1,551	2,500	9
Hans Laursen (DK)	6:2	9:6	185/173	1,069	2,045	2,500	8

Hooglede (BE) (15.-19.5.1996)

Sets à 15 Pts.

1. Ludo Dielis (BE)	10:0	15:7	295/219	1,347	1,741	3,000	?
2. Daniel Sanchez (ES)	8:2	14:8	291/185	1,572	1,969	5,000	?
3. Eddy Merckx (BE)	6:2	11:5	213/152	1,401	1,611	3,000	?
Peter de Backer (BE)	6:2	11:6	224/180	1,244	1,406	2,142	?

Athens (GR) (13.-16.6.1996)

Sets à 15 Pts.

1. Francis Forton (BE)	10:0	15:8	302/246	1,227	1,571	?	8
2. Christian Rudolph (DE)	8:2	14:6	258/188	1,372	2,944	?	13
3. Jorge Theriaga (PT)	6:2	11:6	208/167	1,245	1,500	?	7
Egidio Viera (PT)	6:2	10:6	203/228	0,885	1,130	?	7

Seoul (KR) (8.-12.1.1997)

Sets à 15 Pts.

1. Christian Rudolph (DE)	10:0	15:8	?/?	?	1,828	?	?
2. Jorge Theriaga (PT)	8:2	12:?	?/?	?	?	?	?
3. Daniel Sanchez (ES)	6:2	11:?	?/?	?	?	?	?
Kim Chul-min (KR)	6:2	11:?	?/?	?	2,142	?	?

Salsomaggiore (IT) (5.-9.2.1997)

Sets à 15 Pts.

1. Yilmaz Özcan (TR)	10:0	15:7	282/205	1,375	2,142	5,000	12
2. Martin Horn (DE)	8:2	14:7	275/233	1,180	1,500	2,500	9
3. Dion Nelin (DK)	6:2	10:5	200/181	1,104	1,250	5,000	7
Stefan Galla (DE)	6:2	9:7	191/153	1,248	1,769	3,750	9

Porto (PT) (27.-30.3.1997)

Sets à 15 Pts.

1. Dion Nelin (DK)	10:0	15:6	293/186	1,575	1,800	3,000	9
2. Daniel Sanchez (ES)	8:2	14:7	268/159	1,685	2,074	7,500	12
3. Eddy Leppens (BE)	6:2	11:7	227/179	1,268	1,551	2,500	12
Stefan Galla (DE)	6:2	10:9	215/188	1,143	1,239	2,142	6

Hooglede (BE) (8.-11.5.1997)

Sets à 15 Pts.

1. Eddy Merckx (BE)	10:0	15:6	262/195	1,343	1,730	3,000	?
2. Martin Horn (DE)	8:2	12:9	257/185	1,389	1,657	3,000	11
3. Yilmaz Özcan (TR)	6:2	11:6	213/157	1,356	1,647	2,500	?
Eddy Leppens (BE)	6:2	10:7	215/151	1,423	1,763	2,500	?

Herne (DE) (16.-22.6.1997)

Sets à 15 Pts.

1. Christian Rudolph (DE)	10:0	15:6	285/202	1,410	1,968	5,000	7
2. Eddy Leppens (BE)	8:2	14:6	257/216	1,189	1,607	2,500	7
3. Peter de Backer (BE)	6:2	9:6	194/140	1,385	1,657	7,500	12
Fonsy Grethen (LU)	6:2	10:8	220/205	1,073	1,441	3,000	6

In cooperation with the BWA, played as „Euro Cup“

Porto (PT) (27.-31.3.2002)

Sets à 15 Pts.

1. Frédéric Caudron (BE)	10:0	15:4	269/161	1,670	2,458	3,750	11
2. Nikos Polychronopoulos (GR)	8:2	12:7	233/191	1,219	1,432	3,750	9
3. Torbjörn Blomdahl (SE)	6:2	10:4	189/99	1,909	2,074	3,750	10
Daniel Sanchez (ES)	6:2	11:6	223/152	1,467	2,467	3,000	8

Hurghada (EG) (18.-21.9.2002)

Sets à 15 Pts.

1. Marco Zanetti (IT)	10:0	15:8	286/190	1,505	1,658	3,000	8
2. Torbjörn Blomdahl (SE)	8:2	14:6	261/183	1,426	2,368	3,750	12
3. Frédéric Caudron (BE)	6:2	11:6	209/134	1,559	1,766	3,750	7
Stefan Galla (DE)	6:2	10:5	198/145	1,365	1,707	2,500	6

Hurghada (EG) (7.-13.9.2003)

Sets à 15 Pts.

1. Torbjörn Blomdahl (SE)	10:0	15:4	266/153	1,738	2,142	3,750	10
2. Marco Zanetti (IT)	8:2	13:9	279/214	1,303	1,651	3,750	10
3. Tayfun Tasdemir (TR)	6:2	10:4	173/131	1,320	1,956	3,000	8
Frédéric Caudron (BE)	6:2	9:5	168/110	1,527	2,400	5,000	14

After 2003 there were no further Grand Prix tournaments from or with the CEB.